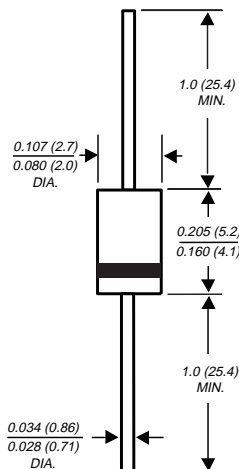


1N5391 THRU 1N5399

GENERAL PURPOSE PLASTIC RECTIFIER

Reverse Voltage - 50 to 1000 Volts Forward Current - 1.5 Amperes

DO-204AL



Dimensions in inches and (millimeters)

FEATURES

- ◆ Plastic package has Underwriters Laboratory Flammability Classification 94V-0
- ◆ High surge current capability
- ◆ 1.5 Ampere operation at $T_L=70^\circ\text{C}$ with no thermal runaway
- ◆ Low reverse leakage
- ◆ Construction utilizes void-free molded plastic technique
- ◆ High temperature soldering guaranteed: $250^\circ\text{C}/10$ seconds, 0.375" (9.5mm) lead length, 5 lbs. (2.3kg) tension



MECHANICAL DATA

Case: JEDEC DO-204AL molded plastic body
Terminals: Plated axial leads, solderable per MIL-STD-750, Method 2026
Polarity: Color band denotes cathode end
Mounting Position: Any
Weight: 0.012 ounce, 0.3 gram

MAXIMUM RATINGS AND ELECTRICAL CHARACTERISTICS

Ratings at 25°C ambient temperature unless otherwise specified.

	SYMBOLS	1N5391	1N5392	1N5393	1N5394	1N5395	1N5396	1N5397	1N5398	1N5399	UNITS
*Maximum repetitive peak reverse voltage	V_{RRM}	50	100	200	300	400	500	600	800	1000	Volts
*Maximum RMS voltage	V_{RMS}	35	70	140	210	280	350	420	560	700	Volts
*Maximum DC blocking voltage	V_{DC}	50	100	200	300	400	500	600	800	1000	Volts
*Maximum average forward rectified current 0.500" (12.7mm) lead length at $T_L=70^\circ\text{C}$	$I_{(AV)}$	1.5									Amps
*Peak forward surge current 8.3ms single half sine-wave superimposed on rated load (JEDEC Method) at $T_A=75^\circ\text{C}$	I_{FSM}	50.0									Amps
*Maximum instantaneous forward voltage at 1.5A $T_A=70^\circ\text{C}$	V_F	1.4									Volts
*Maximum DC reverse current at rated DC blocking voltage $T_A=25^\circ\text{C}$ $T_A=150^\circ\text{C}$	I_R	5.0 300.0									μA
*Maximum full load reverse current full cycle average, 0.375", (9.5mm) lead length at $T_L=70^\circ\text{C}$	$I_{R(AV)}$	300.0									μA
Typical reverse recovery time (NOTE 1)	t_{rr}	2.0									μs
Typical junction capacitance (NOTE 2)	C_J	15.0									pF
Typical thermal resistance (NOTE 3)	$R_{\theta JA}$ $R_{\theta JL}$	50.0 25.0									$^\circ\text{C}/\text{W}$
*Maximum DC blocking voltage temperature	T_A	+150									$^\circ\text{C}$
*Operating junction temperature range	T_J	-50 to +170									$^\circ\text{C}$
*Storage temperature range	T_{STG}	-50 to +175									$^\circ\text{C}$

NOTES:

- (1) Measured with $I_F=0.5\text{A}$, $I_R=0.1\text{A}$, $I_{rr}=0.25\text{A}$
 - (2) Measured at 1.0 MHz and applied reverse voltage of 4.0 Volts
 - (3) Thermal resistance from junction to ambient and from junction to lead at 0.375" (9.5mm) lead length, P.C.B. mounted
- *JEDEC registered value

RATINGS AND CHARACTERISTIC CURVES 1N5391 THRU 1N5399

FIG. 1 - FORWARD CURRENT DERATING CURVE

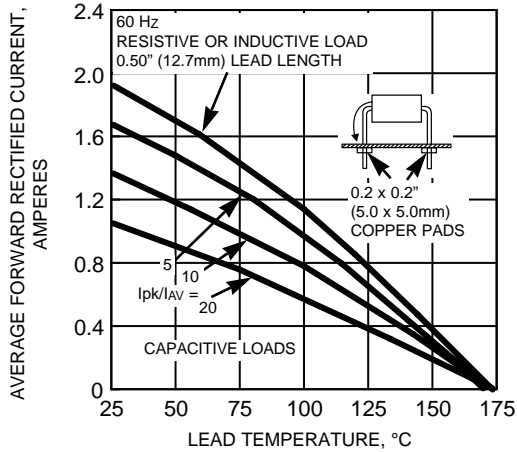


FIG. 2 - MAXIMUM NON-REPETITIVE PEAK FORWARD SURGE CURRENT

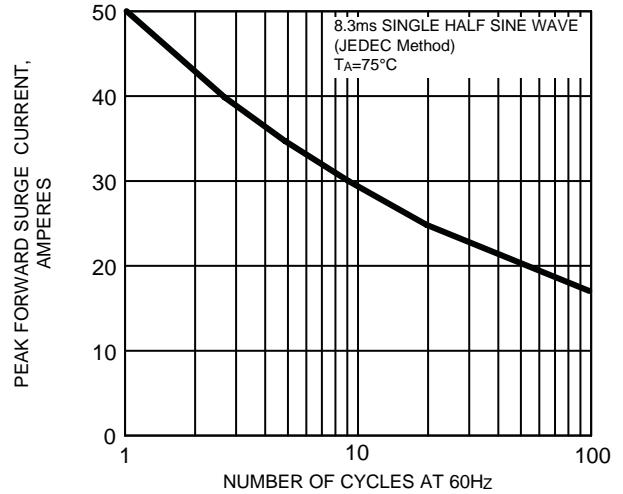


FIG. 3 - TYPICAL INSTANTANEOUS FORWARD CHARACTERISTICS

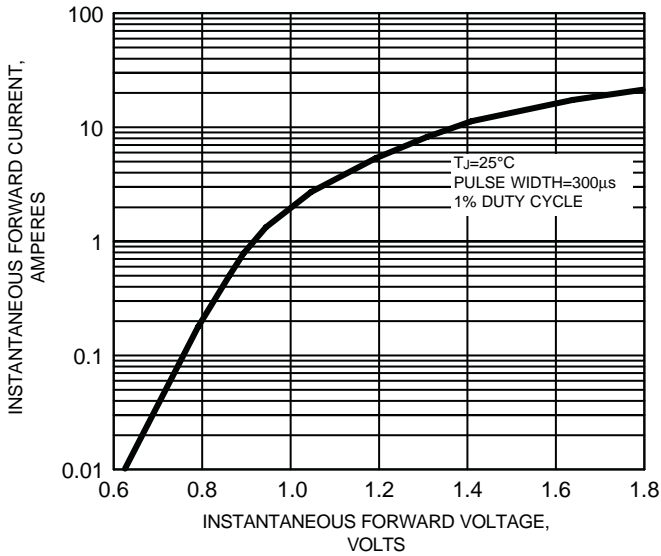


FIG. 4 - TYPICAL REVERSE CHARACTERISTICS

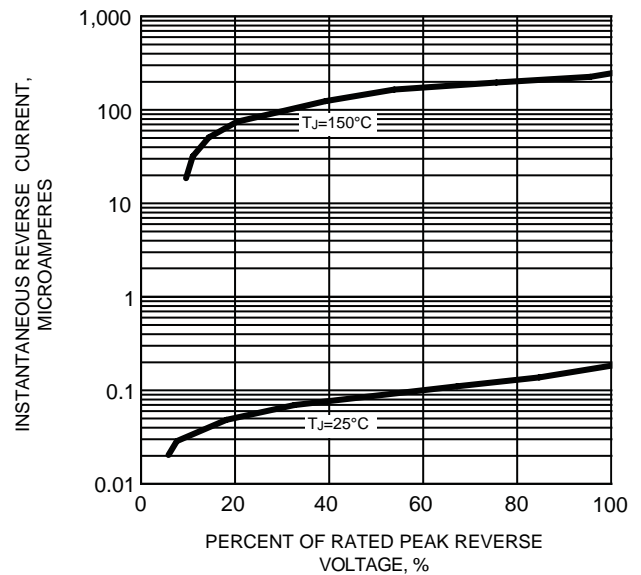


FIG. 5 - TYPICAL JUNCTION CAPACITANCE

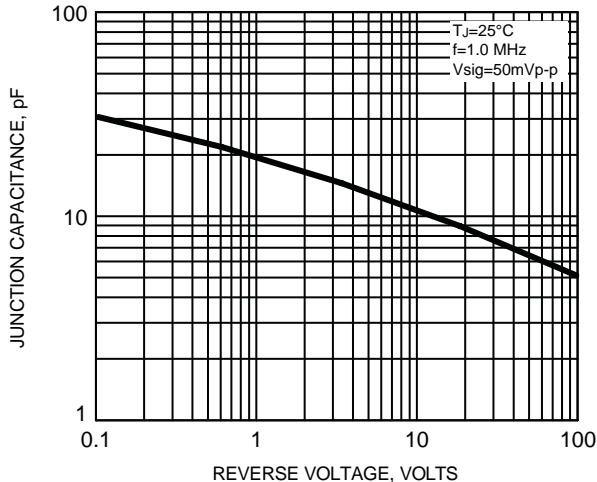


FIG. 6 - TYPICAL TRANSIENT THERMAL IMPEDANCE

