
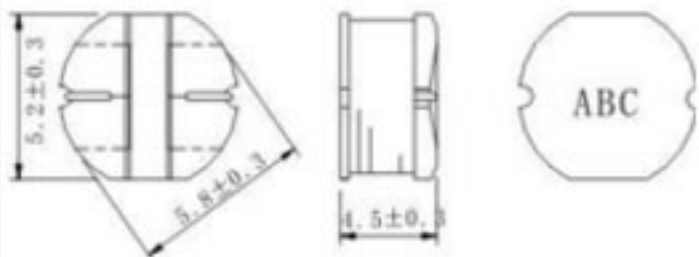
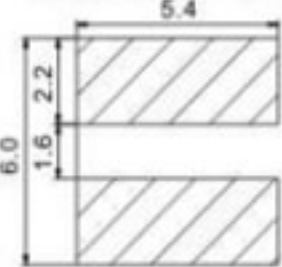



Appearance	Dimensions (mm)	Land patterns (mm)	Construction
			

CD54 TYPE DATA SHEET

FEATURES

Quantity/reel:1500pcs

carrier tape packing,use for SMT.

Suitable for reflow soldering.

Widely use in DC-DC converter/LCD TV/Notebook/PDA/MP3

-MP4player/Digital camera/Portable CDR-W etc.

Inductan Range: 1.0~220uH

Temperature range, : -30~100℃

Electrical Characteristics

Model no.	Test condition	Indutance (uH)	Tolerance (%)	DC resutance MAX(Ω)	Rated current (A)
CD54-1R0	100KHZ, 0.3V	1.0	±20	0.015	5.9
CD54-1R5	100KHZ, 0.3V	1.5	±20	0.025	4.8
CD54-2R2	100KHZ, 0.3V	2.2	±20	0.017	4.5
CD54-2R7	100KHZ, 0.3V	2.7	±20	0.03	3.5
CD54-3R3	100KHZ, 0.3V	3.3	±20	0.034	3.0
CD54-4R7	100KHZ, 0.3V	4.7	±20	0.04	2.8
CD54-6R8	100KHZ, 0.3V	6.8	±20	0.08	2.5
CD54-100	1KHZ, 0.3V	10.0	±20	0.1	1.4
CD54-120	1KHZ, 0.3V	12.0	±20	0.12	1.40
CD54-150	1KHZ, 0.3V	15.0	±20	0.14	1.3
CD54-180	1KHZ, 0.3V	18.0	±20	0.15	1.23
CD54-220	1KHZ, 0.3V	22.0	±20	0.18	1.11
CD54-270	1KHZ, 0.3V	27.0	±20	0.20	0.97
CD54-390	1KHZ, 0.3V	39.0	±20	0.32	0.80
CD54-470	1KHZ, 0.3V	470.0	±20	0.37	0.72
CD54-560	1KHZ, 0.3V	560.0	±20	0.42	0.68
CD54-680	1KHZ, 0.3V	680.0	±20	0.46	0.61
CD54-820	1KHZ, 0.3V	820.0	±20	0.60	0.58
CD54-101	1KHZ, 0.3V	100.0	±20	0.70	0.52
CD54-121	1KHZ, 0.3V	120.0	±20	0.93	0.48
CD54-151	1KHZ, 0.3V	150.0	±20	1.10	0.4
CD54-181	1KHZ, 0.3V	180.0	±20	1.38	0.38
CD54-221	1KHZ, 0.3V	220.0	±20	1.57	0.35